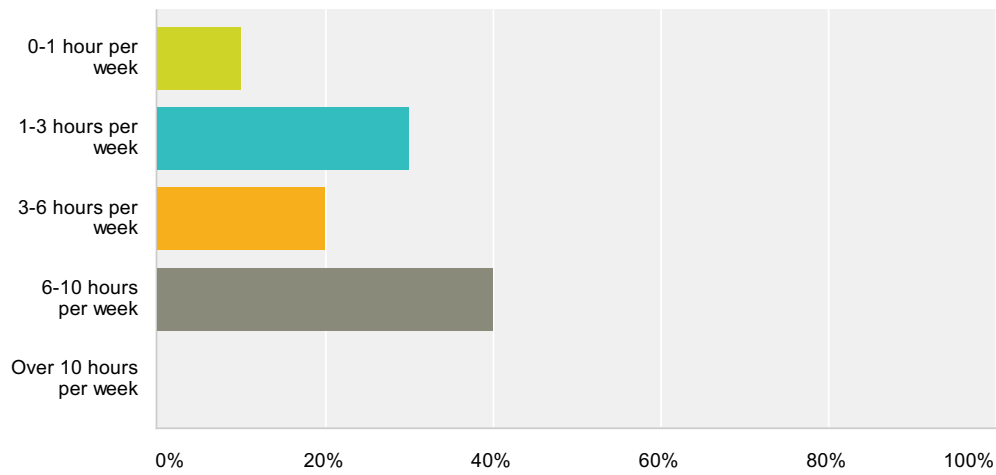


Q1 How many hours per week are students in your program engaged in structured, intentional literacy activities at your program or with partners?

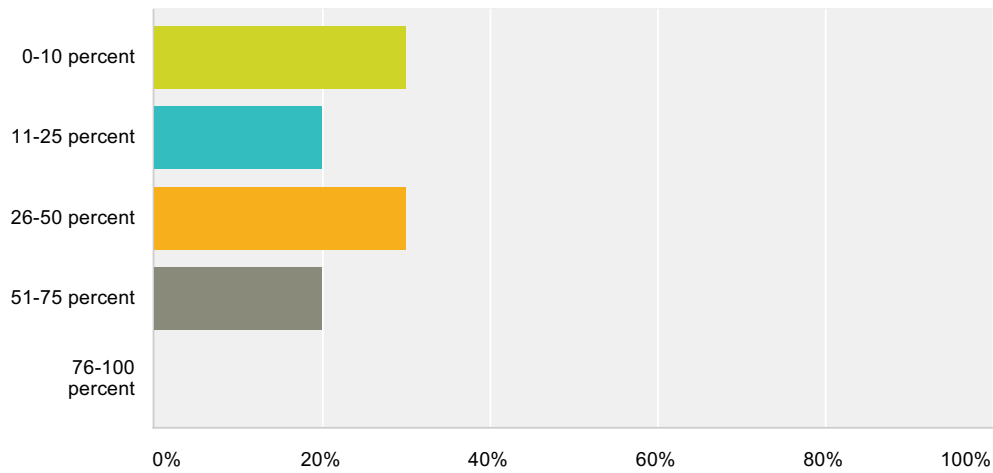
Answered: 10 Skipped: 0



Answer Choices	Responses	
0-1 hour per week	10%	1
1-3 hours per week	30%	3
3-6 hours per week	20%	2
6-10 hours per week	40%	4
Over 10 hours per week	0%	0
Total		10

Q2 About what percentage of your total programming per week is dedicated to literacy skill development activities?

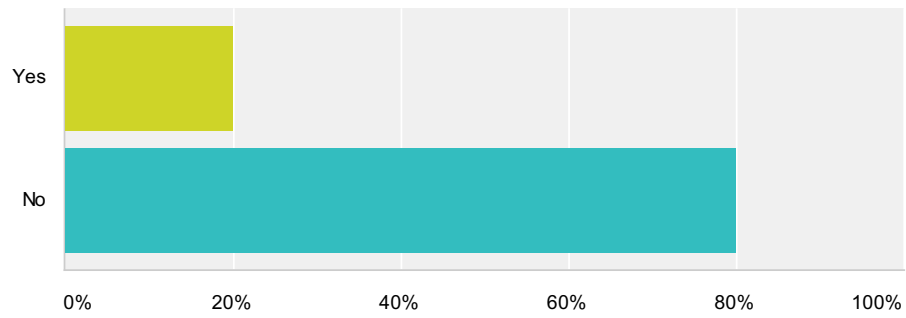
Answered: 10 Skipped: 0



Answer Choices	Responses
0-10 percent	30% 3
11-25 percent	20% 2
26-50 percent	30% 3
51-75 percent	20% 2
76-100 percent	0% 0
Total	10

Q3 My program uses a specific literacy curriculum.

Answered: 10 Skipped: 0



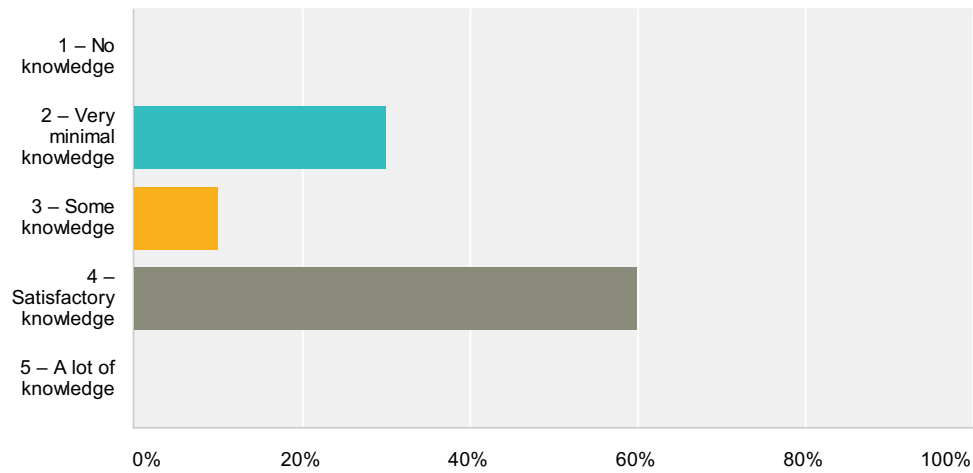
Answer Choices	Responses	
Yes	20%	2
No	80%	8
Total		10

Q4 If your program uses a specific curriculum or curricula, please list the name of each below.

Answered: 2 Skipped: 8

Q5 On a scale of 1-5, how much knowledge would you say your staff has of activities that develop literacy skills?

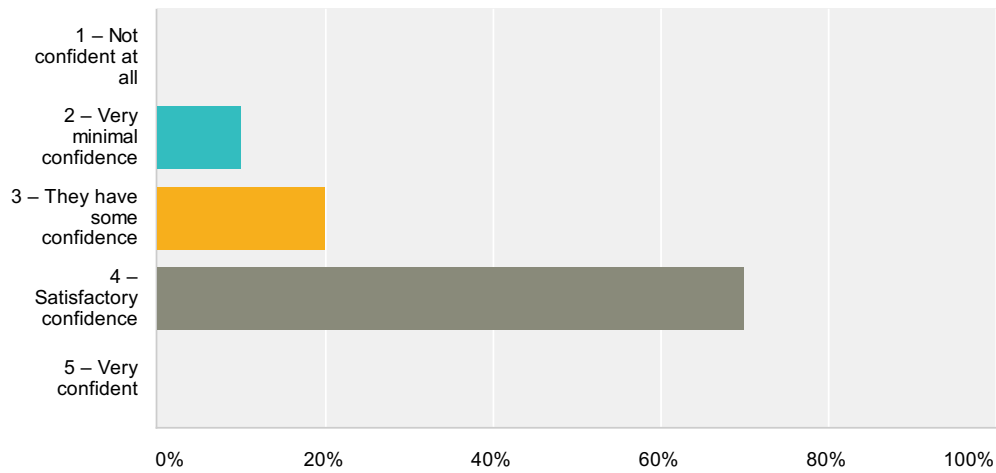
Answered: 10 Skipped: 0



Answer Choices	Responses	
1 – No knowledge	0%	0
2 – Very minimal knowledge	30%	3
3 – Some knowledge	10%	1
4 – Satisfactory knowledge	60%	6
5 – A lot of knowledge	0%	0
Total		10

Q6 On a scale of 1-5, how confident do you feel staff is in helping students build skills in literacy?

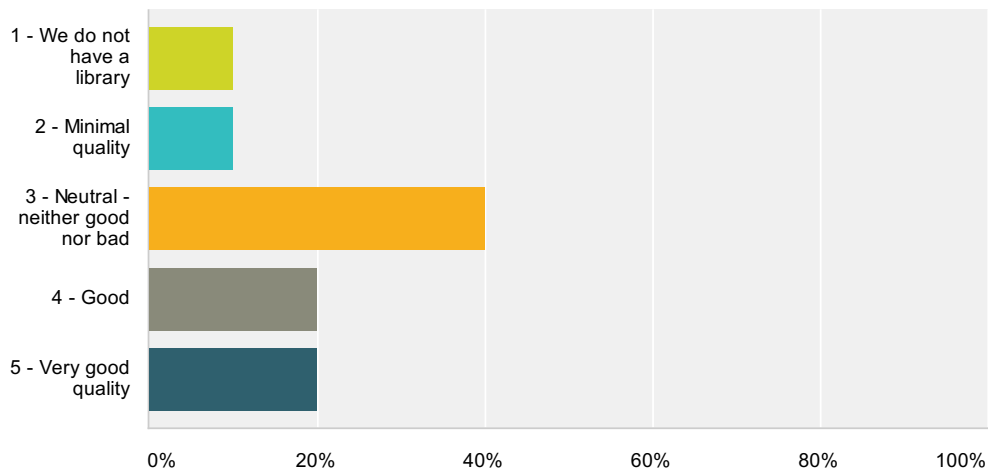
Answered: 10 Skipped: 0



Answer Choices	Responses	
1 – Not confident at all	0%	0
2 – Very minimal confidence	10%	1
3 – They have some confidence	20%	2
4 – Satisfactory confidence	70%	7
5 – Very confident	0%	0
Total		10

**Q7 On a scale of 1-5, of what quality
(number, type of book, and appropriateness
of content, reading level) is your program
library?**

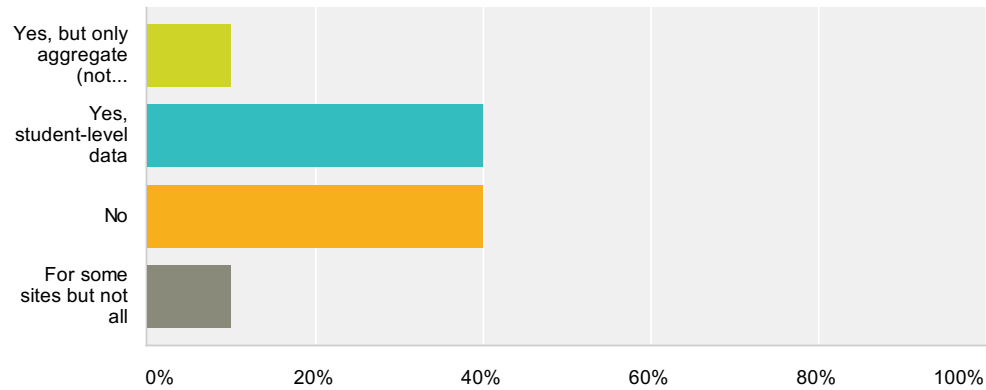
Answered: 10 Skipped: 0



Answer Choices	Responses	
1 - We do not have a library	10%	1
2 - Minimal quality	10%	1
3 - Neutral - neither good nor bad	40%	4
4 - Good	20%	2
5 - Very good quality	20%	2
Total		10

Q8 Do you have an agreement with your feeder school(s) and/or district(s) to share student data?

Answered: 10 Skipped: 0



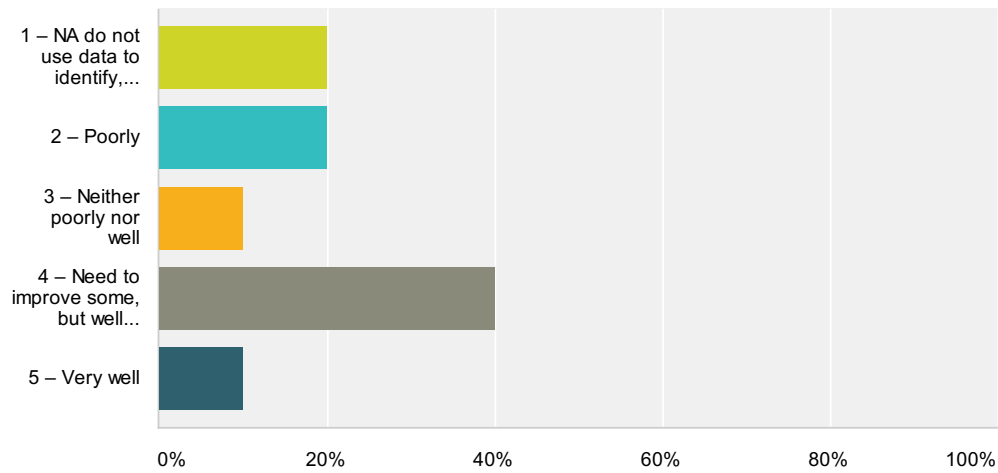
Answer Choices	Responses	
Yes, but only aggregate (not student-level data)	10%	1
Yes, student-level data	40%	4
No	40%	4
For some sites but not all	10%	1
Total		10

Q9 If you answered "for some sites but not all," please explain the stipulations of the data sharing agreements for each of the sites participating in the OST Initiative, including the lack of an agreement.

Answered: 1 Skipped: 9

Q10 On a scale of 1-5, how well does your programming use student data to identify, develop, or inform specific programming?

Answered: 10 Skipped: 0

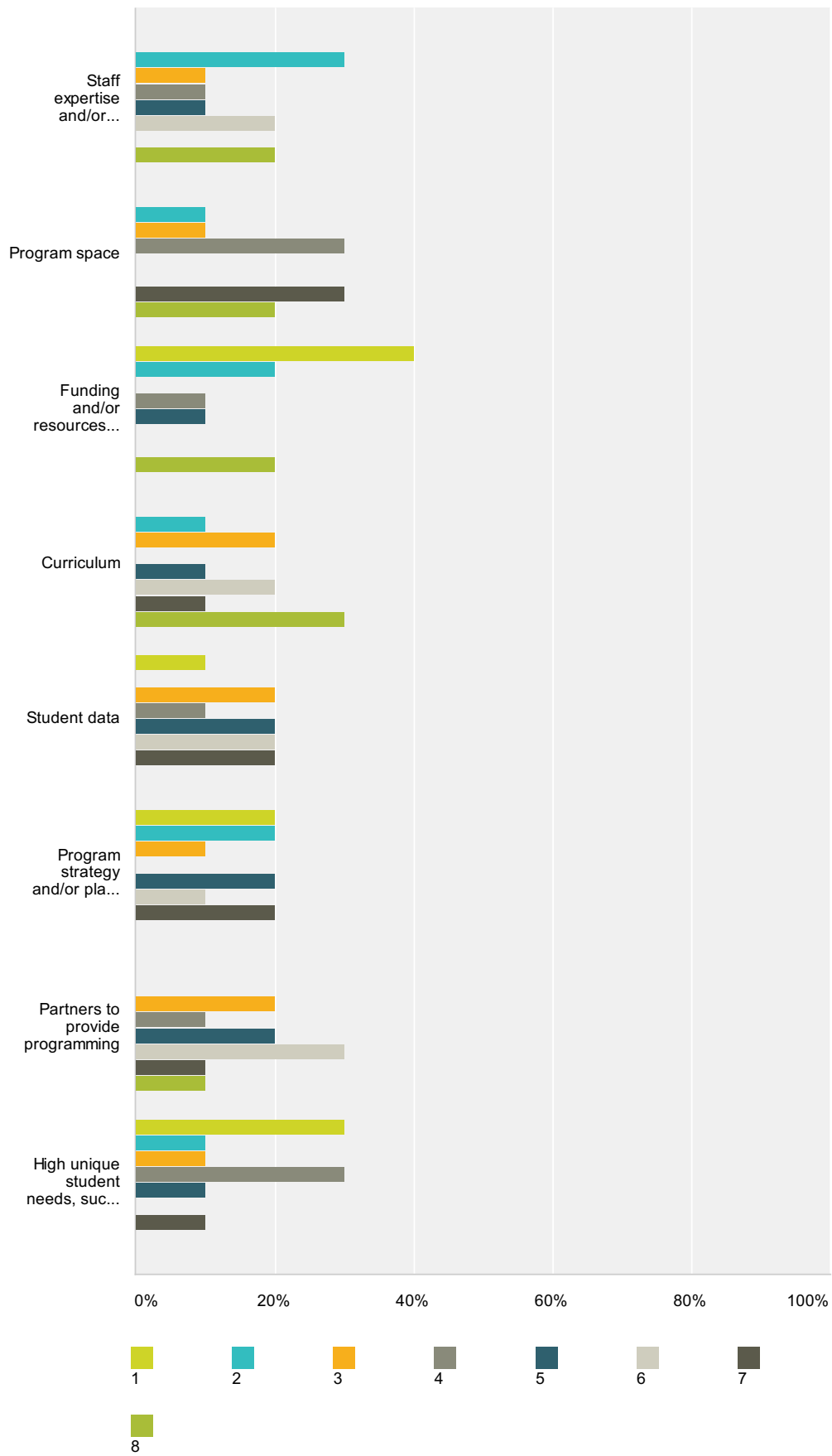


Answer Choices	Responses	
1 – NA do not use data to identify, develop, or inform programming in any way	20%	2
2 – Poorly	20%	2
3 – Neither poorly nor well	10%	1
4 – Need to improve some, but well overall	40%	4
5 – Very well	10%	1
Total		10

Q11 Please rank your biggest challenges to offering high-quality literacy skill development activities with 1 being the biggest challenge and 7 being the least important challenge.

Answered: 10 Skipped: 0

OST Initiative Baseline Survey



	1	2	3	4	5	6	7	8	Total	Average Ranking
--	---	---	---	---	---	---	---	---	-------	-----------------

OST Initiative Baseline Survey

Staff expertise and/or training	0% 0	30% 3	10% 1	10% 1	10% 1	20% 2	0% 0	20% 2	10	4.40
Program space	0% 0	10% 1	10% 1	30% 3	0% 0	0% 0	30% 3	20% 2	10	3.60
Funding and/or resources (like books and technology)	40% 4	20% 2	0% 0	10% 1	10% 1	0% 0	0% 0	20% 2	10	5.70
Curriculum	0% 0	10% 1	20% 2	0% 0	10% 1	20% 2	10% 1	30% 3	10	3.40
Student data	10% 1	0% 0	20% 2	10% 1	20% 2	20% 2	20% 2	0% 0	10	4.30
Program strategy and/or plan for literacy development	20% 2	20% 2	10% 1	0% 0	20% 2	10% 1	20% 2	0% 0	10	5.10
Partners to provide programming	0% 0	0% 0	20% 2	10% 1	20% 2	30% 3	10% 1	10% 1	10	3.70
High unique student needs, such as learning disabilities and English Language Learners	30% 3	10% 1	10% 1	30% 3	10% 1	0% 0	10% 1	0% 0	10	5.80